

CHRYSLER



2006
**CHRYSLER
PT CRUISER**

For more information, please visit www.chrysler.com/pt_cruiser

©1995-2005 DaimlerChrysler. All Rights Reserved.
For important information, go to www.chrysler.com/universal/privacy.html

Page 1 of 9



ACCESSORIES

Authentic Chrysler Accessories by Mopar are the perfect fit for your lifestyle. With a wide selection of original equipment accessories to choose from, including a Chrome Fuel Filler Door, Rear Spoiler, Illuminated Door Entry Guards, Chrome Exhaust Tip, and Remote Start,* every experience is enhanced with Mopar. For more information, visit mopar.com/chrysler or see your local Chrysler dealer.

*Check state and local laws on use of remote starters.

ENGINES

Pick up the pace with PT Cruiser's high-output 2.4-liter turbocharged engine. It creates 230 horse-power at 5,100 rpm and 245 lb-ft of available peak torque from 2,400 to 4,400 rpm. This engine is standard on PT Cruiser GT.

A turbocharged 2.4-liter DOHC 16-valve 4-cylinder engine producing 180 horsepower and 210 lb-ft of torque is available on PT Cruiser Limited.



PT Cruiser's standard 2.4-liter DOHC 16-valve 4-cylinder power plant offers 150 horsepower at 5,100 rpm and 165 lb-ft of torque at 4,000 rpm. You'll appreciate those numbers when you step on the gas pedal to climb a hill or pass another vehicle.

TRANSMISSION

To put all that power into motion, choose from a five-speed manual transaxle or an optional four-speed automatic.



- The standard five-speed manual transaxle has ratios spaced to get optimum performance and fuel efficiency from the standard 2.4-liter engine. A heavy-duty Getrag five-speed manual is on PT Cruiser GT.
- The four-speed automatic is an electronic, fully adaptive transaxle, and is included with the 180-horsepower turbocharged engine. Available on PT Cruiser, Touring, Limited, GT. The AutoStick® shifter, available on PT Cruiser GT, allows you to change gears without a clutch or ignore shifting altogether and let the transaxle shift for you.



AIR BAGS

The PT Cruiser experience includes a reassuring sense of protection. That's because we've included some of the most up-to-date safety features like Next Generation driver and passenger front air bags*.

The available supplemental side air bags* (standard on PT Cruiser Limited and GT) offer additional protection for driver and front-outboard passenger in the event of a collision.

*Always use seat belts. Remember, a back seat is the safest place for children 12 and under.



PT CRUISER FEATURES (continued)



INSTRUMENT PANEL

From Marine Blue Pearl to Inferno Red Crystal Pearl, the available color-keyed instrument panel inserts* help bring the style of your PT Cruiser from the outside in. The contemporary design matches PT Cruiser's unique style and quality engineering. After all, why should the people on the outside have all the good views?

*With select colors only



TRACTION CONTROL

PT Cruiser's available low-speed traction control helps the front (driving) wheels retain traction during acceleration, especially if one wheel is on a slippery surface. Traction control is automatically active below about 35 mph, but you can disable it using a switch. Standard on PT Cruiser GT, and available on PT Cruiser Limited with performance four-wheel disc antilock brakes.

VERSATILITY

With the versatility of up to 160 different seating and cargo configurations, you can shape the interior space of a PT Cruiser to fit whoever and whatever you need to carry. Use the available fold-down front-passenger seat or standard 65/35 split-folding rear seat. Or remove all the rear seats and load it up. Of course, with the leather-trimmed seating on PT Cruiser Limited (K package) and GT, you may want to fill those seats with people.


ANTILOCK BRAKES



PT Cruiser's front disc and rear drum brakes provide smooth operation and good pedal feel. Large-diameter front rotors ensure ample stopping ability and heat resistance. Standard drum-type rear brakes have stamped steel hub sections and cast iron friction surfaces (standard on the PT Cruiser, Touring, Limited).

For added braking security in slippery conditions, front disc/rear drum antilock brakes are available on PT Cruiser, Touring and Limited, while four-wheel-disc performance antilock brakes with low-speed traction control are available on PT Cruiser Limited, and standard on PT Cruiser GT.

SUSPENSION



PT Cruiser's MacPherson strut front suspension features a high roll center for responsive steering that helps reduce body lean.

A unique combination of a twist-beam axle guided by trailing arms and a Watt's linkage keeps the suspension movement in line with the frame and helps eliminate hops and skips on turns. The innovative Watt's linkage also maximizes cargo space by eliminating rear wheel intrusions.



AVAILABLE EXTERIOR COLORS



Bright Silver Metallic

Black

Marine Blue Pearl Coat

Inferno Red Crystal Pearl Coat

Electric Blue Pearl Coat

Magnesium Pearl Coat

Cool Vanilla

Linen Gold Metallic

AVAILABLE SEAT COLORS



You'll feel as cool as you look in your choice of bucket seats.

1. PT Cruiser and Touring feature standard Bauhaus cloth seats. Available in Pastel Slate Gray and Pastel Beige on PT Cruiser. Pastel Slate Gray and Pastel Pebble Beige on Touring.
2. Limited Edition (G package) features standard Alias cloth seats in Pastel Slate Gray and Pastel Pebble Beige.
3. Limited Edition (K package) features standard Royale Leather trim with Preferred Suede® accents in Pastel Slate Gray and Pastel Pebble Beige.
4. GT features standard Royale Leather trim with two-tone Axis perforated inserts in Pastel Slate Gray and Pastel Pebble Beige.

WHEEL OPTIONS



Clearly, PT Cruiser's style is the sum of its parts.

1. Steel Wheel with 15-inch silver painted bolt-on wheel cover is standard on PT Cruiser and Touring.
2. 16-inch 9-spoke silver painted cast aluminum wheel is standard on Limited Edition (G package).
3. 16-inch 9-spoke chrome-clad cast aluminum wheel is standard on Limited Edition (K package) and available on Limited Edition (G package).
4. 17-inch 15-spoke chrome-clad cast aluminum wheel is standard on GT.



INTERIOR STYLING

The depth of design innovations doesn't stop with the PT Cruiser's exterior. Interior amenities like leather-trimmed seats with Preferred Suede accents and a leather-wrapped steering wheel are available on Limited Models. In fact, the interior styling of every PT Cruiser is luxurious, refined, and designed to fit you.

With four sedan models to choose from, the level of convenience is up to you. But no matter which PT Cruiser Sedan you choose, you'll get power windows, rear windshield wiper/washer, 65/35 split fold/tumble/removable rear seat, and rear defrost, standard.




SOUND SYSTEMS

Call it street chic. The hardworking silver carbon fiber-look center stack, topped with signature wing badge analog clock, includes temperature controls as well as controls for the sound system with available six-disc CD player and MP3 play capability. A SIRIUS® Satellite radio with more than 120 channels is also available. Music is beautifully reproduced by the sensationally clear speakers in the available Boston Acoustics® audio system. A Satin Silver gearshift knob controls a Getrag five-speed manual or available easy-going AutoStick® transaxle.

SHELF

The available multi-position rear shelf* is perfect for tailgating, but you can also take it out, turn it over and use it as a catch tray for messy items. And since it's nobody's business what you're carrying, you can reposition the shelf as a cargo security screen.

*Do not load objects weighing more than 100 pounds on shelf panel.



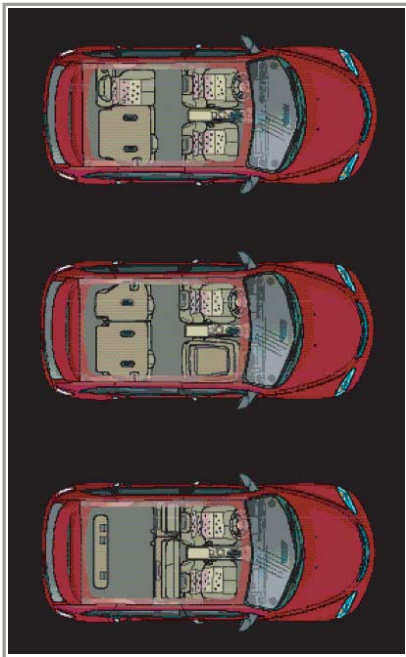
Properly secure all cargo.



CARGO SPACE

If you appreciate having all kinds of places to put your things, you'll be impressed with PT Cruiser. It boasts a full 21.6 cubic feet of cargo room with all the seats in place, or 62.7 cubic feet with the rear seat removed. It's perfect for running errands around town, packing for an extended road trip, or even hauling the lumber for your next home-improvement project.

*Properly secure all cargo.



STORAGE

Fold down just one of the 65/35 split-folding rear seats for even more cargo-carrying capacity and still carry a rear-seat passenger. Fold both rear and front passenger seats down and you can slide in long toys and tools. Tumble rear seats forward and configure the front-passenger seat and both rear seats for up to 32 available seating arrangements. You can even remove the rear seats completely. Count on 160 different available seating and storage configurations, and 120.5 cubic feet of interior space. Even the available rear shelf has five positions. Pack up and go.

Properly secure all cargo.



PT CRUISER SPECIFICATIONS

	PT Cruiser	Touring Edition	Limited Edition G Package	Limited Edition K Package	GT
ENGINE/TRANSAXLE					
2.4L DOHC 16V 4-cyl (150 hp)/5-speed manual	27D	27F	27G		
2.4L DOHC 16V 4-cyl (150 hp)/4-speed automatic	28D	28F	28G		
2.4L DOHC High Output Turbo 4-cyl (230 hp)/5-speed HD manual (Getrag)					2BR
2.4L DOHC High Output Turbo 4-cyl (230 hp)/4-speed automatic with AutoStick®					2CR
2.4L DOHC 16V Turbo 4-cyl (180 hp)/4-speed automatic			2CG	2CK	
MECHANICAL					
Alternator	S	S	S	S	S
Battery — 510-amp, maintenance free	S	S	S	S	S
Brakes — Power front disc/rear drum	S	S	S	S	
— Power disc/drum with antilock	0	0	0		
— Performance /4-wheel disc antilock and low-speed traction control (Turbo engine applications)			0	0	S
Speed Control — Electronic with steering wheel-mounted controls		0	S	S	S
Steering — Power rack-and-pinion	S	S	S	S	S
Suspension — Front, independent with MacPherson struts and stabilizer bar; rear twist-beam axle with trailing arms and coil springs, shock absorbers and Watt's linkage	S	S	S	S	S
— Normal-duty	S	S			
— Touring			S	S	
— Sport					S
Traction Control — Low-speed with ABS (included with Performance Brakes)			P	P	S
EXTERIOR FEATURES					
Exhaust Tip — Chrome-plated stainless steel			S		
— Chrome-plated stainless steel large 2.75"-diameter (included with Turbo engine)			P	S	S
Exterior Accents — Bodyside moldings — body-color		S	S	S	S
— Chrome horizontal accents on grille	S	S	S	S	S
— Chrome bodyside moldings (included in Chrome Accent Group)			P	P	P
— Front scuff plates with bright insert and Chrysler wing badges (included in Chrome Accent Group)			P	P	P
— Bright fuel filler door (included in Chrome Accent Group)			P	P	P
Glass — Solar control, all windows	S	S	S	S	S
— Deep-tint sunscreen, all rear windows		0	S	S	S
Lighting — Quad-halogen headlamps	S	S	S	S	S
— Fog lamps			S	S	S
Mirrors — Black exterior, dual manual remote control	S				
— Black exterior, dual power		S	S	S	S
Moonroof — Power with one-touch-open feature and sliding sunshade		0	S	S	S
Sport Spoiler — Rear, body-color, liftgate-mounted			0	0	S
Tires — P195/65R15 89T all-season touring	S	S			
— P205/55R16 89T all-season touring			S	S	
— P205/50R17 93H all-season performance					S
Wheels — 15" steel with bolt-on covers	S	S			
— 16" 9-spoke painted cast-aluminum			S		
— 16" 9-spoke chrome-clad cast-aluminum			0	S	
— 17" 15-spoke chrome-clad cast-aluminum					S
Windshield Wipers — Front, 2-speed with variable-intermittent mode	S	S	S	S	S
— Rear, wiper/washer with intermittent mode	S	S	S	S	S
INTERIOR FEATURES					
Air Conditioning — Manual temperature controls	0	S	S	S	S
Center Instrument Panel Bezel					
— Satin Silver	S	S	S	S	
— Mini-carbon pattern					S



	PT Cruiser	Touring Edition	Limited Edition G Package	Limited Edition K Package	GT
INTERIOR FEATURES (CONTINUED)					
Clock — Analog with Chrysler wing badge design	S	S	S	S	S
Console — Floor, includes cup holders, CD storage, sliding padded armrest with covered 2-tier storage bin	S	S	S	S	S
Cup Holders — 5	S	S	S	S	S
— Bright front cup holder rings			S	S	S
Defroster — Electric rear window	S	S	S	S	S
Door Locks — Power, includes speed-sensitive locking	S	S	S	S	S
— Chrome lock knobs (included in Chrome Accent Group)			P	S	S
Electronic Vehicle Information Center (EVIC) — Includes compass, temperature, audio info, fuel economy, distance to empty, elapsed time and personal choices		S	S	S	S
Floor Mats — Front and rear, carpeted	S	S	S	S	S
— With "GT" logo embroidery on front mats					S
Glove Box — Locking	S	S	S	S	S
HomeLink® Universal Transceiver (integrated garage door opener)			S	S	S
Lighting — Dome with theatre-dimming and rear cargo area lamps	S	S	S	S	S
Mirrors — Rearview day/night	S	S			
— Covered visor vanity	S				
— Auto day/night (included with UConnect™)			P	P	P
— Covered illuminated visor vanity		S	S	S	S
Pedals — Bright (included in Chrome Accent Group)			P	P	S
Power Accessory Outlet — 12V located in center console	S	S	S	S	S
— Console bin and cargo area-mounted 12V		S	S	S	S
Shelf Panel — Rear, multiposition with integral grocery bag hooks		S	S	S	S
Shift Knob — Color-keyed ball-type with chrome shift lever	S	S	S	S	
— Satin Silver, ball-type with chrome shift lever (included in Chrome Accent Group)			P	P	S
Speedometer — 120-mph	S	S	S	S	
— 140-mph					S
Steering — Power rack-and-pinion	S	S	S	S	S
Steering Column — Tilt	S	S	S	S	S
Steering Wheel — Vinyl	S	S			
— Leather-wrapped			S	S	
— Leather-wrapped with Satin Silver spokes (included in Chrome Accent Group)			P	P	S
Sun Visors — Dual, cloth-covered with sliding feature	S	S	S	S	S
Tachometer	S	S	S	S	S
Windows — Power with driver and front-passenger one-touch-down and rear lockout features	S	S	S	S	S
SEATING AND TRIM					
Instrument Panel Trim — Color-keyed inserts (included with Electric Blue, Inferno Red, Magnesium and Marine Blue exterior colors)	P	P	P	P	P
— Neutral inserts (included with Linen Gold, Bright Silver, Black, and Cool Vanilla exterior colors)	P	P	P	P	P
Seat Fabrics — Royale Two-Tone Leather-trim with Axis perforated inserts					S
— Royale Leather-trim with Preferred Suede® accents				S	
— Alias Cloth			S		
— Bauhaus Cloth	S	S			
Seating — Front low-back buckets with 2-way adjustable locking head restraints; 2-way adjustable low-profile head restraints for outboard rear seating positions	S	S	S	S	S
Seats — Fold-flat front-passenger		S	S	S	S
— Heated driver's and front-passenger				0	0
— Driver's manual lumbar adjust			S	S	S
— 6-way power driver's			S	S	S



	PT Cruiser	Touring Edition	Limited Edition G Package	Limited Edition K Package	GT
ENTERTAINMENT SYSTEMS					
Boston Acoustics® Audio System — Includes 6 premium speakers, subwoofer and 368-watt amplifier		0	0	0	0
Radio — AM/FM stereo with CD player and changer controls and auxiliary input jack	S	S	S	S	S
— AM/FM stereo with 6-disc CD player with MP3 play capability		0	0	0	0
SIRIUS® Satellite Radio — Includes one-year subscription. Available only in the continental U.S.	0	0	0	0	0
Sound Systems — 6 speakers	S	S	S	S	S
SAFETY & SECURITY					
Air Bags ⁽¹⁾ — Advanced multistage driver and front-passenger with Occupant Classification System ⁽²⁾	S	S	S	S	S
— Side-impact protection for front outboard occupants	0	0	S	S	S
— Driver inflatable knee bolster	S	S	S	S	S
Brake-Park Interlock — Prevents an automatic transmission from being shifted out of Park unless brake pedal is applied	P	P	P	P	P
Child-Protection Rear Door Locks	S	S	S	S	S
Child Seat Anchor System (LATCH) — Lower child seat anchors and upper tether anchors help ease the installation of aftermarket child seats	S	S	S	S	S
Clutch-Start Interlock — Cannot start engine until clutch pedal is applied	S	S	S		S
Dynamic Side-Impact Intrusion Protection — Steel side-guard door beams, unique transverse beam and structural body reinforcements	S	S	S	S	S
Remote Keyless/Illuminated Entry System — Includes 2 transmitters		S	S	S	S
Seat Belts — Front height-adjustable 3-point driver and front-passenger with traveling buckles; 3-point lap/shoulder belts at all rear-seat positions and belt/minder system	S	S	S	S	S
Security Alarm System		S	S	S	S
Sentry Key® Antitheft Engine Immobilizer	S	S	S	S	S
UConnect™ Hands-Free Communication System ⁽³⁾			0	0	0
PACKAGES					
Chrome Accent Group — Includes door sill scuff pads with bright insert and Chrysler wing logo, Satin Silver shifter knob, chrome lock knobs, chrome shifter surround (automatic transaxle), bright pedals, chrome bodyside moldings, leather-wrapped steering wheel with Satin Silver spokes, 16" chrome-clad aluminum wheels (Limited Edition "G" package) and chrome fuel filler door			0	0	0
Street Cruiser Route 66 Edition — Limited production Route 66 theme includes Solar Yellow exterior, 4-wheel antilock disc brakes with custom Solar Yellow painted brake calipers, traction control, supplemental side air bags ⁽¹⁾ , power 6-way driver's seat with manual lumbar adjuster, silver shift knob, bright exhaust tip, accent ring cupholders, chrome body-side moldings, Street Cruiser Series badge, Route 66 Edition badges, rear spoiler, body-color grille, leather-wrapped steering wheel with bright spokes, sport suspension, chrome-plated 17" aluminum 5-spoke wheels, AM/FM 6-disc CD player/MP3 radio, speed control, sunscreen glass, chrome shifter bezel (if automatic) and low-back bucket seats with Alias cloth in Pastel Slate Gray.		0			

S = Standard, P = Included in package noted in parentheses, 0 = Optional.

⁽¹⁾ Certified to the Federal Regulation for automatic passenger occupant classification. Always use seat belts. Children 12 and under should always be in a backseat correctly using an infant or child restraint system, or the seat belt positioned correctly for the child's age and weight.

⁽²⁾ The OCS determines the conditions for activation or deactivation of the passenger-side front air bag based upon the weight of the occupant. It may not activate the air bag if the occupant has incorrect seating posture or is moving in the seat. You should observe the air bag light to determine if the OCS is deciding properly. Passenger should sit properly in the seat with the seat belt fastened at all times.

⁽³⁾ Includes auto day/night inside rearview mirror. Requires Bluetooth™ enabled mobile phone.

Preferred Suede is a registered trademark of Milliken & Co.

*SIRIUS® and the SIRIUS dog logo are registered trademarks of SIRIUS Satellite Radio Inc.

HomeLink is a registered trademark owned by Johnson Controls, Inc.

Sentry Key and UConnect are trademarks of DaimlerChrysler Corporation.

Boston Acoustics is a registered trademark of Boston Acoustics, Inc.