

2006 LEXUS GS



GS 430 shown with optional equipment.



2006 LEXUS **GS** Performance



Vehicle shown with optional equipment.

The journey of a GS driver can follow multiple paths: the GS 300, GS 300 AWD and GS 430. While the paths vary slightly, the destination remains the same: pure, unbridled exhilaration. Both GS 300 models feature dual Variable Valve Timing with intelligence (VVT-i) while the GS 430 features single VVT-i. By continually monitoring and adjusting the engine's valves, the VVT-i systems provide optimal power at all times to the driver. The new GS 300 is propelled by a direct-injection, 245-horsepower, 3.0-liter V6. And a 300-horsepower, 4.3-liter V8 gives the GS 430 its 0 to 60 time of 5.7 seconds.¹ With so much power, it's all the more appropriate that a "launch" button is used to ignite the engine. Because the less time you have to spend turning a key, the more time you'll have to spend as you please.



¹See page 18 for more information.

2006 LEXUS **GS** Performance (Continued)



The new GS sports a six-speed sequential-shift automatic transmission with electronically controlled intelligence. The addition of the sixth gear provides greater acceleration on demand and virtually seamless shifting. And with an Electronically Controlled Transmission with intelligence (ECT-i), the GS can learn your acceleration habits and adjust its shifting timing accordingly. The sequential-shifting feature enables you to manually shift gears by simply nudging the gear shift forward or backward. Too much of a good thing? When it comes to features that enhance performance, there's no such thing.

2006 LEXUS **GS** Suspension & Handling



GS 430 shown with optional equipment.

The journey of a GS driver seldom follows a straight line. Rather, in the mind of this driver—the more curves, the better. Which is precisely why the new GS models include a multi-link rear suspension for responsive handling. And why the new GS 430 sports a Variable Gear-Ratio Steering (VGRS) system* that automatically varies the rack-and-pinion steering ratio for optimal maneuverability and control. And because every road—straight and curvy—must eventually end at some point, the GS 430 comes equipped with an advanced braking system featuring front brake pads that yield a higher coefficient of friction.² As well as an Adaptive Variable Suspension (AVS) on the GS 430 that enables you to customize the suspension to one of four settings to best fit your driving style. The all-wheel-drive (AWD) GS 300 isn't particular when it comes to devouring roads. AWD, a first for a Lexus sedan, helps give added traction in all types of driving conditions. And, by allocating engine power to each individual wheel, it can help provide the GS greater grip in corners than two-wheel-drive performance sedans.

*Optional.

²See page 18 for more information.

2006 LEXUS GS Control



Vehicle shown with optional equipment.

You never know what you'll find around the next curve, which is why we developed the highly advanced Vehicle Dynamics Integrated Management (VDIM)³ system in the GS 430. Using a series of electronic sensors that can anticipate a loss of traction, rather than merely detect a loss of traction once it occurs, the system can apply a combination of individual wheel braking, throttle reduction and steering assistance to help you maintain traction, balance and control. Using a separate set of sensors, the available adaptive cruise control⁴ can detect the speed of a vehicle traveling ahead and automatically decelerate to maintain a pre-set following distance. Fully anticipating that the GS driver will likely spend as much time as possible on curvy roads, the GS is available with an Adaptive Front Lighting System (AFS).^{*} To illuminate more of the road

around a curve, the headlamps rotate into the turn. In a left turn, the left headlamp will pivot up to 15 degrees and in a right turn, the right headlamp will pivot up to five degrees. Even those who tend to keep their pedal permanently embedded in the floor mat have to stop and reverse now and then. So, for those select few times, the GS is made available with a backup camera.⁵ Included with the available Lexus DVD Navigation System,⁶ the backup camera uses a tiny lens at the rear of the vehicle to transmit a clear, wide-angle color image to your NAV screen the instant the GS is placed in reverse. By enabling you to see objects you otherwise might have missed, the camera helps provide greater assurance than mirrors alone. Because while reversing may be the last thing you want to do in a car like the GS, it's the last thing we would ever ignore. For added assurance, the GS comes standard with side mirrors that automatically tilt down when the car is placed in reverse. A particularly useful feature when parallel parking or when there are low objects around you.

^{*}Standard on GS 430; available on GS 300.
^{3,4,5,6}See page 18 for more information.

2006 LEXUS GS Interior



Majestic sunrises and sunsets are like nothing else in the world. The brilliant shades of orange and red. The flickering sun on the horizon. The glare. Yes, even meteorological wonders have their problems. Not that the driver of the new GS would ever notice, mind you. Because the faces covering the instrument panel gauges in the GS are all part of a larger Electronic Chromatic Device (ECD) system. The system is activated by a sensor in the rear window that detects the amount of light being projected into the cabin of the GS. In the case of a setting sun, for example, the faces automatically lower their transparency level to help reduce glare and maintain optimal visibility. When the vehicle is off, the ECD system is inactive and the faces are 100% transparent. When the vehicle is on and the ambient light level is low, the faces are 70% transparent. When the ECD system becomes activated by light entering the rear of the GS, the faces automatically reduce their transparency levels to as low as 30% to reduce glare. While anticipating your needs is one component of luxury, adapting to your personal preferences is just as important. Hence, features like dual-zone automatic climate control and available heated, 10-way power-adjustable front seats with available internal ventilation. With Lexus Personalized Settings (LPS),⁷ you can tailor nearly 40 different functions to your taste, from the automatic opening of the moonroof when you unlock the doors to the volume of the remote entry beeper. And what could be more personal than a car that detects its owner's presence? With SmartAccess you can operate the door locks, open the trunk and start the ignition without ever taking the key out of your pocket. Sure it's unconventional. But then again, so are you.

⁷See page 18 for more information.

2006 LEXUS GS Interior Lighting

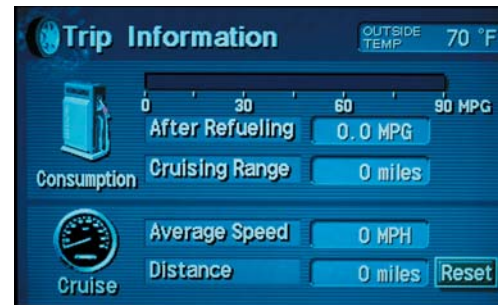


In a car like the GS, the driver's seat is a destination in itself. Accordingly, it even comes with its own tour guide. Whatever corner of the world you travel to, the mark of a superior tour guide is the innate ability to identify which areas you'll find of particular interest along your journey. The sequential lighting system inside the GS functions in much the same way. Using a combination of its 18 lamps, the system sequentially illuminates different areas of the interior based upon where the driver will most likely need light during the entry process. From the first illumination of the puddle lamps before you even reach the door to the final illumination of the ignition button, the GS was designed to intuitively predict and assist you in every movement until the engine is started. Of course, where you go after that is completely up to you.

- A As you approach the vehicle, puddle lamps on the bottom of the side mirrors illuminate, helping you to identify potential hazards on the ground.
- B Once the door is opened, the door panel is illuminated, casting light on the entry step.
- C The front and rear foot wells are illuminated, visually guiding you and your passengers to where to step into the vehicle.
- D A central light illuminates the center of the cabin and four overhead spot lamps cast light on the seats, assisting you in locating the seatbelt fasteners and helping to prevent accidentally sitting on objects that may have been placed there.
- E A spot lamp illuminates the steering wheel, guiding you to where to place your hands.
- F The ignition button illuminates, indicating where to start the vehicle.

When the brake pedal is pressed, the ignition button glows green, indicating the engine will be started with the next press of the button. If the brake pedal is not pressed, a single press of the ignition button causes the button to glow orange. With a subsequent press of the button, accessory features like the navigation system and clock begin to function.

2006 LEXUS GS DVD Navigation System with Backup Camera



Not the type to ask for directions? Have your cell phone do it for you. For those hesitant to swallow their pride and ask for directions, the GS is available with a voice-activated DVD navigation system⁶ that, through the use of Bluetooth^{®8} technology, can interact with your Lexus compatible cell phone. So, should you not know a commercial location's address or GPS coordinates to search by, the system can oftentimes search by simply importing the location's phone number directly from your cell phone. You can even place a hands-free call through the system, notifying the expectant party that you're on your way. And with over five million preprogrammed points of interest, the system can assist with everything from guiding you to the nearest ATM location to recommending a seafood restaurant for dinner. And while the navigation system helps guide you forward, its screen also helps you move backward. A backup camera⁵ uses a tiny lens at the rear of the vehicle to transmit a wide-angle color image to your NAV screen the instant you place the GS in reverse.

^{5,6,8}See page 18 for more information.

2006 LEXUS GS Mark Levinson Audio System




There are hundreds of reasons to stop and explore the scenery. However, we've given you 7.1 reasons to keep driving. This was the motivation behind the available Mark Levinson® Premium Audio System⁹ in the GS. Utilizing 14 strategically placed speakers and a powerful 11-channel amplifier, this fully discrete 7.1-channel surround-sound system was engineered to produce the purest sound available. Where, unlike typical 5.1-channel architecture, the "sweet spot" of sound encompasses all passenger-seating locations. So that, quite literally, every seat is the best seat in the house.

⁹See page 18 for more information.

2006 LEXUS GS Safety



With the new GS, intuitive luxuries abound. Like available windshield wipers that automatically turn on in the rain and adjust their wiping speed to accommodate for the rate of rainfall. And tires that are individually equipped with sensors that continually monitor the tire pressure.¹⁰ Should there ever be a significant loss in pressure, an indicator light will alert the driver. While liberal doses of exhilaration are doled out mile after mile, the safety of you and your passengers will always be our top priority. Which is why the GS is made available with a Pre-Collision System (PCS).¹¹ With PCS, a millimeter-wave radar system can calculate the distance and speed at which the GS is approaching an object and determine if a collision is imminent. If so, the system will automatically apply maximum braking force while simultaneously retracting the front seatbelts to help prepare the occupants.



^{10,11}See page 18 for more information.

2006 LEXUS GS Safety (Continued)



Our safety technology may begin before a collision. But, it certainly doesn't end there. Though the GS 300 is not available with the prescient Vehicle Dynamics Integrated Management (VDIM)³ system offered on the GS 430, it is still well equipped with safety features should an emergency arise. In addition to its Traction Control (TRAC) and Vehicle Stability Control (VSC)¹² systems, the GS 300 includes an ingenious safety system called Brake Assist.¹³ By gauging how quickly and forcefully the driver steps on the brakes in reaction to a panic-stop situation, the Brake Assist system can automatically apply additional braking power until the driver eases off the brake pedal. And, in the rare instance that a collision does occur, front and rear crumple zones have been designed to help absorb the force of an impact. Utilizing eight airbags strategically placed throughout the cabin, the new Supplemental Restraint System (SRS)¹⁴ in the GS is literally a lesson of safety in numbers. Full-length side curtain and front side airbags can help protect the front and rear¹⁴ occupants in certain types of severe side-impact collisions. And knee and frontal airbags can help provide additional protection to the driver and front passenger.¹⁴ The dual-stage front airbag system¹⁴ is designed to deploy at different speeds depending upon such variables as the severity of impact and the distance between the driver's seat and the steering wheel.

^{3,12,13,14}See page 18 for more information.

2006 LEXUS **GS** Ownership Experience



Vehicle shown with optional equipment.

And now your journey is ready to begin. The Lexus ownership experience is a magnificent journey within itself. Measured not in mileage, but in moments. Flashes in time that delight you, inspire you. That in whatever small way, enrich your life. You'll feel it in the peace of mind you get from our well-earned reputation for unparalleled vehicle quality and dependability. You'll feel it in the pride of knowing that Lexus puts a high priority on the wise use of natural resources as shown in the certification of every vehicle we build. And you'll feel it in our award-winning customer service, where every dealership goes to great lengths to accommodate you. This journey of Lexus ownership is the reason our owners are some of the most satisfied drivers on the road today. And why so many of them continue to return again and again. Because we understand that whether your travels take you to the vineyards for a weekend or simply around the block for errands, the miles of road left behind you will be a distant memory. But the moments along the way will last a lifetime.

CUSTOMER SATISFACTION

Your total and complete satisfaction is our highest priority. Which is why you may find our dealerships provide such amenities as offices you can use for business, free pickup and delivery, service loaner

vehicles, complimentary car washes, concierge services and even 24-hour emergency Roadside Assistance* for your first four years of ownership.

RESPONSIBLE THINKING

As part of an effort to reduce emissions whenever possible, every Lexus vehicle built since 2004 has been certified as either a Low-Emission Vehicle (LEV) or Ultra-Low Emission Vehicle (U-LEV) or (U-LEV II).

VALUE/DEPENDABILITY/QUALITY

Our commitment to build the finest vehicles in the world has not wavered since our inception. Seen in such ways as projected low repair costs and high retained value, our pursuit of perfection has never been stronger.

*Coverage only available in the continental U.S. and Canada. Please see your Lexus dealer for details on our Roadside Assistance program.

2006 LEXUS **GS** Options & Accessories



Machined Tourmaline 18-inch alloy wheels



G-Spider 18-inch alloy wheels

Navigation System/Mark Levinson® Premium Audio System Package

Lexus voice-activated DVD Navigation System⁶ with backup camera⁵ ■ Mark Levinson 14-speaker 330-watt Premium Surround Sound Audio System⁹ with 7.1 architecture and in-dash, single-feed, six-disc CD/DVD auto-changer

Individual Options and Accessories

Lexus voice-activated DVD Navigation System⁶ with backup camera⁵ ■ Lexus Pre-Collision System (PCS)¹¹ and Dynamic Radar Cruise Control⁴ ■ Ventilated front seats with multistage fans ■ Rain-sensing variable intermittent windshield wipers, headlamp washers, Adaptive Front Lighting System (AFS standard on GS 430) ■ Rear Spoiler ■ All-season run-flat tires (RWD)¹⁵ ■ XM® Satellite Radio capability¹⁶ ■ All-weather floor mats ■ Trunk mat ■ Cargo net ■ Car cover ■ G-Spider 18-in alloy wheels ■ Machined Tourmaline 18-in alloy wheels

^{4, 5, 6, 9, 11, 15, 16} See page 18 for more information.

2006 LEXUS **GS** Specifications

BODY, DIMENSIONS

Type	Five-passenger luxury sports sedan
Construction	Welded-steel unibody
Overall Length	190.0 in (4,825 mm)
Width	71.7 in (1,820 mm)
Height	56.1 in (1,425 mm) (RWD), 56.5 in (1,435 mm) (AWD)
Wheelbase	112.2 in (2,850 mm)
Ground Clearance	5.1 in (130 mm) (RWD), 5.5 in (140 mm) (AWD)
Curb Weight	3,748 lb (1,700 kg) (GS 430), 3,536 lb (1,604 kg) (GS 300 RWD) 3,759 lb (1,705 kg) (GS 300 AWD)
Fuel-tank Capacity	18.8 gal (71 L)
Trunk Capacity	12.7 cubic feet (360 L)
Headroom	38.8/37.0 in (985/940 mm) (w/o moonroof) 37.8/37.0 in (960/940 mm) (with moonroof)
Legroom	43.5/36.4 in (1,105/925 mm) (front/rear)
Shoulder Room	56.3/55.1 in (1,430/1,400 mm) (front/rear)

GS 430 ENGINE

Type	90° V8, aluminum block and heads, certified Ultra-Low Emission Vehicle (U-LEV)
Displacement	4.3 liters (262 cubic inches)
Valvetrain	Four cam, four valves per cylinder, with continuously Variable Valve Timing with intelligence (VVT-i) on intake valves
Compression Ratio	10.5:1
Horsepower at RPM	300 hp @ 5,600
Torque at RPM	325 lb-ft @ 3,400

GS 300 ENGINE

Type	60° direct injection V6, aluminum block and heads, certified Ultra-Low Emission Vehicle (U-LEV)
Displacement	3.0 liters (183 cubic inches)
Valvetrain	Four cam, four valves per cylinder, with dual continuously Variable Valve Timing with intelligence (VVT-i)
Compression Ratio	11.5:1
Horsepower at RPM	245 hp @ 6,200
Torque at RPM	230 lb-ft @ 3,600

GS 430 PERFORMANCE

0 - 60 MPH Acceleration	5.7 seconds ¹
1/4-Mile Acceleration	14.2 seconds ¹
Top Track Speed	149 mph (electronically limited) ¹
Fuel Consumption (estimated)	18/25 mpg* (city/highway)
Aerodynamic Drag Coefficient	0.27
Turning Circle	36.4 ft

GS 300 PERFORMANCE

0 - 60 MPH Acceleration	6.8 seconds (RWD), ¹ 6.9 seconds (AWD) ¹
1/4-Mile Acceleration	15.4 seconds (RWD), ¹ 15.5 seconds (AWD) ¹
Top Track Speed	143 mph (RWD) ¹ 130 seconds (AWD) ¹ (electronically limited) ¹
Fuel Consumption (estimated)	22/30 mpg* (city/highway) (RWD) 21/27 mpg* (city/highway) (AWD)
Aerodynamic Drag Coefficient	0.27
Turning Circle	36.4 ft (RWD), 37.4 ft (AWD)



*EPA-estimated ratings: 22 city/30 highway mpg (GS 300 RWD), 21 city/27 highway mpg (GS 300 AWD), 18 city/25 highway mpg (GS 430). Actual mileage may vary.

¹See page 18 for more information.



2006 LEXUS **GS** Specifications (Continued)

CHASSIS

Vehicle Stability Control (VSC) ¹²	Electronic system that monitors and helps control loss of traction in a turn by using yaw-rate, deceleration, vehicle-speed and steering-wheel-angle sensors. Modulates engine power and applies individual brakes as necessary. Integrates Anti-lock Braking System (ABS), Brake Assist ¹³ and Traction Control (TRAC).
Vehicle Dynamics Integrated Management (VDIM) ³	Advanced stability and traction management system designed to proactively but seamlessly integrate separate vehicle dynamic functions to enhance driver control and vehicle performance under a variety of adverse conditions. VDIM ³ manages the integration of Electronically Controlled Braking (ECB), Electronic Power Steering (EPS), Variable Gear-Ratio Steering (VGRS), Vehicle Stability Control (VSC), ¹² Traction Control (TRAC), Anti-lock Braking System (ABS), Electronic Brakeforce Distribution (EBD) and Brake Assist ¹³ (GS 430).
Suspension	Front: Independent, double-wishbone with coil springs, gas-pressurized shock absorbers and stabilizer bar. Rear: Independent, multi-link with coil springs, gas-pressurized shock absorbers and stabilizer bar. Adaptive Variable Suspensions (AVS) with electronically modulated damping (GS 430).
Steering	Electronic, vehicle-speed-sensing, progressive power-assisted rack-and-pinion. Variable Gear Ratio Steering (VGRS), 2.7 - 3.2 turns lock to lock. (GS 430) 3.2 turns lock-to-lock (GS 300 RWD), 3.1 turns lock-to-lock (GS 300 AWD).
Brakes	Four-wheel power-assisted discs, with four-sensor, four-channel Anti-lock Braking System (ABS) and Brake Assist. ¹³ Electronic Controlled Braking (ECB) (GS 430). 13.1-in front, ² 12.2-in rear ventilated discs (GS 430). 11.6-in front discs, 12.2-in rear ventilated discs (GS 300).
Wheels and Tires ¹⁷	18 x 8.0-in alloy wheels with 225/40ZR18 tires. Optional tires: 245/40VR18 all-season run-flat tires ¹⁵ (GS 430). 17 x 7.5-in alloy wheels with 225/50VR17 tires. Optional tires: 225/50VR17 all-season run-flat tires ¹⁵ (GS 300 RWD). 17 x 7.5-in alloy wheels with 225/50VR17 all-season run-flat tires ¹⁵ (GS 300 AWD).

DRIVETRAIN

Transmission	Six-speed sequential-shift automatic Electronically Controlled Transmission with intelligence (ECT-i).
Drive Wheels	Rear, with standard Vehicle Dynamics Integrated Management (VDIM) ³ (GS 430) Rear, with standard Vehicle Stability Control (VSC) ¹² (GS 300 RWD) Full-time all-wheel drive, with standard Vehicle Stability Control (VSC) ¹² (GS 300 AWD)
Final Drive Ratio	3.77:1 (GS 430) 3.91:1 (GS 300 RWD) 4.10:1 (GS 300 AWD)

^{2, 3, 12, 13, 15, 17} See page 18 for more information.

2006 LEXUS GS Specifications (Continued)

SAFETY AND SECURITY

Driver's and front passenger's dual-stage airbag system (SRS)¹⁴ • Front seat-mounted side airbags (SRS)¹⁴ • Front and rear side curtain airbags (SRS)¹⁴ • Driver's and front passenger's knee airbags (SRS)¹⁴ • Three-point seatbelts for all seating positions, pre-tensioners with force limiters for front and outboard rear seats • Automatic Locking Retractor/Emergency Locking Retractor (ALR/ELR) seatbelts for all passenger-seating positions. Emergency Locking Retractor (ELR) for driver's seat • Height-adjustable front shoulder belt anchors • Child Restraint Seat (CRS) tether anchor brackets for rear outboard seating positions • Four-wheel ventilated power-assisted disc brakes • Electronic Controlled Braking (ECB) (GS 430 only) • Four-sensor, four-channel Anti-lock Braking System (ABS) • Vehicle Dynamics Integrated Management (VDIM)³ (GS 430 only) • Vehicle Stability Control (VSC)¹² • Traction Control (TRAC) • Brake Assist¹³ • Electronic Brakeforce Distribution (EBD) • Lexus four-sensor Tire Pressure Monitor System¹⁰ • Highly rigid body structure with front and rear crumple zones • High-Intensity Discharge (HID) headlamps with dynamic auto leveling • Daytime running lights • Integrated foglamps • LED taillamps • Water-repellent front-door glass • Variable intermittent windshield wipers with mist cycle • Rear-window defogger with auto-off timer • Power-adjustable, auto-folding outside mirrors with defoggers, puddle lamps and auto tilt-down in reverse • Vehicle theft-deterrent and engine immobilizer system • Lexus Pre-Collision System (PCS)^{*11} and Dynamic Radar Cruise Control^{*4} • Rain-sensing variable intermittent windshield wipers, headlamp washers, Adaptive Front Lighting System (AFS),* (AFS standard on GS 430)

LUXURY

Golden bird's-eye maple, black bird's-eye maple or red walnut interior trim • Perforated leather-trimmed interior • Wood- and leather-trimmed steering wheel and shift knob • Steering-wheel-mounted cruise control, audio and display controls • Power tilt-and-telescopic steering column with automatic tilt-away • Lexus 10-speaker 134-watt[†] Premium Sound System with Automatic Sound Levelizer (ASL) and in-dash, six-disc CD auto-changer • Bluetooth^{®8} technology • In-glass antenna with FM-diversity system • 10-way driver's and front passenger's power seats • Heated front seats • Height-adjustable headrests for all seats, including rear-center • Lexus Memory System to control power driver's and front passenger's seat (except lumbar), outside mirrors and steering wheel • Dual-zone automatic climate control with interior air filter, smog sensor and automatic recirculation mode • Power windows with one-touch auto open/close feature • Remote-linked window and available moonroof opening • Retained accessory power for windows and available moonroof • Electrochromic (auto-dimming) inside mirror with compass and outside mirrors • Power door locks • SmartAccess with push-button start/stop • Power trunk closer • Center console with sliding armrest and storage bin • Foldable front-door storage pockets • HomeLink[®] universal transceiver to operate compatible garage, gate, home lighting and home security systems • Illuminated entry system • Electronic Chromatic Device (ECD) instrumentation • Interior electronic trunk-lid and fuel-filler door releases • Lexus Personalized Settings (LPS) to personalize electronic functions • Automatic on/off projector-beam headlamps with 30-second delay • Lexus voice-activated DVD Navigation System^{*6} with backup camera^{*5} • Mark Levinson^{®9} 14-speaker 330-watt[‡] Premium Surround Sound Audio System with 7.1 architecture and in-dash, single-feed, six-disc CD/DVD auto-changer and Lexus voice-activated DVD Navigation System⁶ with backup camera^{*5} • Ventilated front seats with multistage fans* • Power rear-window sunshade* • Power tilt-and-slide moonroof with one-touch open/close and sliding sunshade* • Intuitive Parking Assist*

*Optional.

[†]134 watts at 0.01% THD.

[‡]Continuous average power, all channels driven, at 0.01% THD; 20-20,000 Hz.

^{3, 4, 5, 6, 8, 9, 10, 11, 12, 13, 14}See page 18 for more information.



2006 LEXUS GS Colors

EXTERIOR COLORS



GLACIER FROST MICA
Ash or Black Leather




FLINT MICA
Ash or Black Leather




MERCURY METALLIC
Ash or Black Leather




BLUE ONYX PEARL
Cashmere, Ash or Black Leather




QUARTZ SHADOW METALLIC
Cashmere, Ash or Black Leather




MATADOR RED MICA
Cashmere, Ash or Black Leather




CHARDONNAY PEARL
Cashmere Leather



CYPRESS PEARL
Cashmere Leather




CRYSTAL WHITE
Cashmere, Ash or Black Leather




BLACK ONYX
Cashmere, Ash or Black Leather


INTERIOR COLORS



Cashmere Leather with
Perforated Inserts




Ash Leather
with Perforated Inserts



Black Leather
with Perforated Inserts



**GOLDEN BIRD'S-EYE
MAPLE**
Cashmere Leather



BLACK BIRD'S-EYE MAPLE
Ash Leather



RED WALNUT
Black Leather

WOOD TRIM

See your Lexus dealer for exact vehicle colors.

2006 LEXUS GS Warranty

WARRANTY

Four-year/50,000-mile Lexus Limited Warranty. Six-year/70,000-mile Powertrain Warranty. Six-year/unlimited-mileage Corrosion Perforation Warranty. All warranties with zero deductible. See the GS *Owner's Manual Supplement* at your Lexus dealer for details.

FOOTNOTES & DISCLAIMERS

1. These performance capacity figures are for comparison only, and were obtained with prototype vehicles by professional drivers using special safety equipment and procedures. Do not attempt. 2. High-friction brakes are standard equipment for the GS 430 front brakes only and require periodic inspection and measurement as outlined in the *Owner's Manual Supplement*. The pads and rotors are expected to experience greater wear than conventional brakes. Pad life may be less than 20,000 miles, and brake rotor life may be less than 50,000 miles, depending on driving conditions. 3. Lexus Vehicle Dynamics Integrated Management (VDIM) is an electronic system designed to help the driver maintain vehicle control under adverse conditions. It is not a substitute for safe driving practices. Factors including speed, road conditions and driver steering input can all affect whether VDIM will be effective in preventing a loss of control. Please see your *Owner's Manual* for further details. 4. Dynamic Radar Cruise Control is designed to assist the driver and is not a substitute for safe and attentive driving practices. Please see your *Owner's Manual* for important cautions and details. 5. The backup camera, available only with the navigation system, does not provide a comprehensive view of the entire rear area of the vehicle. You should also look around outside your vehicle and use your mirrors to confirm rearward clearance. Cold weather will limit effectiveness and view may become cloudy. 6. The Lexus DVD Navigation System is designed to assist in locating an address or point of interest. Discrepancies may be encountered between the system and your actual location. Changes in street names, road closures, traffic flow or other road system changes may affect the accuracy of the mapping software. Rely upon your common sense to decide whether or not to follow a specified route. Detailed coverage not available in every city. Optional periodic geographic updates available at an additional cost. See your *Navigation System Owner's Manual* and your Lexus dealer for details. 7. The Lexus Personalized Settings (LPS) Program is a one-time, complimentary offer for new 2005 model year vehicles purchased or leased from 10/1/04 and beyond, as well as 2006 model year vehicles, up to 12 months from the date the vehicle is sold to the first retail purchaser or the date it is first used as a demonstrator, lease, or company car, whichever occurs first. Please see your Lexus dealer for more information. 8. While there are several Bluetooth® phones in the market, Lexus recommends the phones listed on its Web site because they have been tested and meet Lexus' high standards for voice quality and functionality. Note that the recommendation of Lexus is not a warranty of the performance for any phone and that some problems may occur with any type of handset based on the service coverage available in your area. 9. Mark Levinson is a registered trademark of Harman International Industries. 10. The Lexus Tire Pressure Monitor System alerts driver when tire pressure is critically low. For optimal tire wear and performance, tire pressure should be checked regularly with a gauge; do not rely solely on the monitor system. See your *Owner's Manual* for details. 11. The Lexus Pre-Collision System is designed to help reduce the crash speed and damage in certain frontal collisions only. It is not a collision avoidance system and is not a substitute for safe and attentive driving. System effectiveness depends on many factors, such as speed, driver input and road conditions. Please see your *Owner's Manual* for further information. 12. Lexus Vehicle Stability Control (VSC) is an electronic system designed to help the driver maintain vehicle control under adverse conditions. It is not a substitute for safe driving practices. Factors including speed, road conditions and driver steering input can all affect whether VSC will be effective in preventing a loss of control. Please see your *Owner's Manual* for further details. 13. Brake Assist is designed to help the driver take full advantage of the benefits of ABS. It is not a substitute for safe driving practices. Braking effectiveness also depends on proper brake-system maintenance and tire and road conditions. 14. The Lexus driver's and front passenger's airbag, front seat-mounted side airbags, driver's and front passenger's knee airbags and side curtain airbags are Supplemental Restraint Systems (SRS). The driver's and front passenger's airbags and driver's and front passenger's knee airbags are designed to deploy in severe (usually frontal) collisions where the magnitude and duration of the forward deceleration of the vehicle exceed the design threshold level. The side airbags and side curtain airbags are designed to deploy in certain types of severe side-impact collisions. In all other accidents, the airbags will not deploy. To decrease the risk of injury from a deploying airbag, always wear your seatbelt, sit upright in the middle of the seat, and do not lean against the door. Do not put objects in front of an airbag or around the seatback. Do not use a rearward-facing child seat in any front passenger seat. The force of a deploying airbag SRS may cause serious injury or death. Please see your *Owner's Manual* for further instructions. 15. Run-flat tire technology is designed for limited emergency use only. If air pressure is lost, vehicle speed must remain below 55 miles per hour; cornering, braking and accelerating must be done with extreme caution; and tire should be replaced within 100 miles. See your Lexus dealer for details. 16. Functioning XM Satellite Radio requires XM Satellite Radio capacity, XM Satellite Radio receiver and satellite monthly service fee. See your Lexus dealer for further details. Reception of the XM signal may vary depending on location. All fees and programming subject to change. Subscriptions subject to the terms and conditions available at www.xmradio.com. Available only in the 48 contiguous United States. 17. Tires fitted with 17- or 18-in. wheels are expected to experience greater tire wear than conventional tires. Tire life may be substantially less than 20,000 miles (GS 300) or 15,000 miles (GS 430) depending on driving conditions.

Specifications, features, equipment, technical data, performance figures, options, and color and trim are based upon information available at the time of posting, are subject to change without notice, are for mainland U.S.A. vehicles and may differ in the state of Hawaii, Puerto Rico, the U.S. Virgin Islands and in other regions.

Some vehicles shown with optional equipment. Optional equipment listed may not be available separately or in all regions. See your Lexus dealer for details. Lexus reminds you to wear seatbelts, secure children in rear seat, obey all traffic laws and drive responsibly.

For more information, call 800-USA-LEXUS (872-5398). To learn more about your financing options, contact your Lexus dealer or call Lexus Financial Services at 800-874-7050.

All photographs appearing in this e-brochure are the copyrighted property of the photographers contracted by or on behalf of Lexus and may not be reproduced in any way whatsoever without prior written permission from both Lexus and the applicable photographer(s) or their authorized agent(s).

