

2007 LEXUS **ES 350**



Vehicle shown with available equipment.



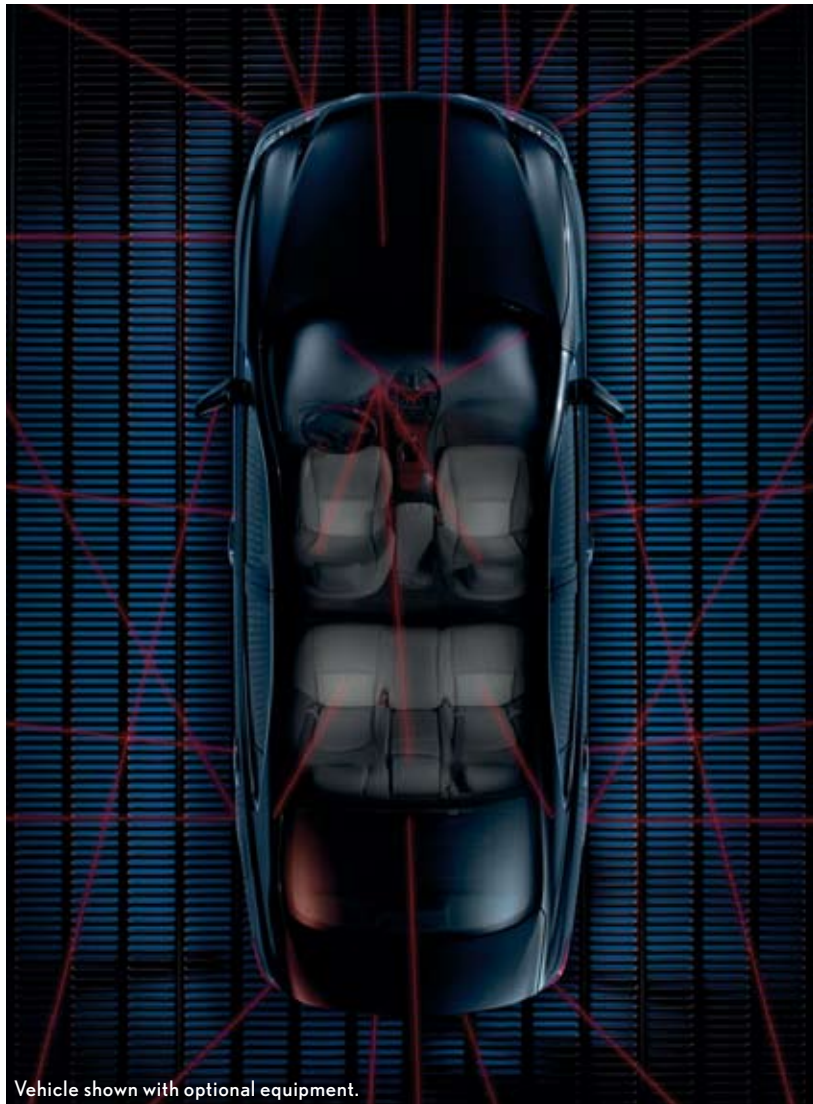
2007 LEXUS ES 350 Curves & Countercurves



Curves and Countercurves. Lexus engineers began their reinvention of the ES with an entirely new design vocabulary. One that employs sweeping curves and sculpted countercurves to convey a sense of graceful movement. They then brought this thinking to bear on every part of the new ES, however small. Resulting in beautiful details throughout, such as the clean line of the available panoramic glass roof, or the way a door handle catches the light. But looks are only part of the story. A new 3.5-liter engine delivers 272 horsepower¹ and 254 lb-ft of torque,¹ making for an exceedingly smooth and confident ride. The experience is even more enjoyable with the richness of the standard brown walnut interior trim and luxury features like SmartAccess, as well as the available Mark Levinson® Premium Surround Sound Audio System.²

^{1,2}See page 15 for more information.

2007 LEXUS ES 350 Technology



Vehicle shown with optional equipment.

Omniscience. More than 100 available onboard sensors alert the ES to conditions as varied as steering angle, wheel speed, engine requirements, even the proximity of an adjacent car. Via highly advanced, intuitive safety, performance and convenience technologies, the ES is then able to respond accordingly by adjusting Traction Control (TRAC), modulating brakes, optimizing power delivery, alerting the driver to potential parking hazards, and much more.

Standard Intuitive Technology


- SmartAccess
- Vehicle Stability Control (VSC)³
- Traction Control (TRAC)
- Dual Variable Valve Timing with intelligence (VVT-i)
- Dual-zone automatic climate control
- Auto on/off headlamps
- Tire Pressure Monitor System⁴

Available Intuitive Technology

- Remote keyless entry-linked memory system
- Dynamic Radar Cruise Control⁵
- Rain-sensing windshield wipers
- Dual-swivel Adaptive Front Lighting System (AFS)
- Intuitive Parking Assist
- Bluetooth® technology⁶
- Lexus voice-activated DVD Navigation System⁷
- Power rear sunshade

^{3,4,5,6,7} See page 15 for more information.

2007 LEXUS **ES 350** Performance




Double Strength. Dual Variable Valve Timing with intelligence (VVT-i) continually monitors the needs of the engine, then uses this information to adjust the timing of both the intake and exhaust valves. Such fine-tuning allows the ES to deliver a smooth rush of power on demand. Not to mention a more efficient use of that power during less taxing conditions.

Standard Performance Features

3.5-liter V6 ■ 272 horsepower¹ ■ 254 lb-ft of torque¹ ■ Dual Variable Valve Timing with intelligence (VVT-i) ■ Six-speed sequential-shift automatic transmission ■ 17-inch alloy wheels and tires⁸ ■ Dual exhaust system

¹⁸ See page 15 for more information.

2007 LEXUS **ES 350** Mark Levinson



Sssshhh. An extremely low drag coefficient and special soundproof Thinsulate™ seals around each door frame help to provide those inside the ES with a sublimely quiet environment. Equally good for enjoying silence, the crystalline sound of the Lexus Premium Sound System, or the concert-like acoustics generated by the available Mark Levinson® Premium Surround Sound Audio System.² Mark Levinson is the only surround sound audio system that's been tailored to the specific acoustics of an automotive passenger cabin.

Available Mark Levinson Premium Surround Sound Audio System 300 watts at 0.1% Total Harmonic Distortion (THD)⁹ ■ 14 speakers ■ Automatic Sound Levelizer (ASL) ■ 5.1-channel surround sound (with 7.1-channel architecture) ■ 10-channel amplifier ■ In-dash, single-feed, six-disc DVD/CD auto-changer ■ Auxiliary iPod®/MP3/Windows Media® Audio (WMA) port ■ Available XM® Satellite Radio¹⁰

²⁰¹⁰ See page 15 for more information.

2007 LEXUS ES 350 Navigation System



Found. The available voice-activated DVD navigation system⁷ understands more than 100 spoken commands. This state-of-the-art feature allows the driver to input a verbal destination while driving. For even more convenience, the available Bluetooth[®] technology⁶ enables hands-free and wireless use of a compatible cell phone and is available through the ES audio or navigation systems.

Available Lexus DVD Navigation System

Recognizes more than 100 voice-activated commands

Full-color backup camera¹¹

Voice-activated destination input

Freeway exit lane guidance

Increased screen resolution with 32,000 colors

English, Spanish and French language display capability

Available Bluetooth[®] technology

Voice-activated dialing by name or number

Audio Bluetooth^{®6} available with or without navigation system



Vehicle shown with optional equipment.

^{6,7,11} See page 15 for more information.

2007 LEXUS ES 350 Interior Luxury

Skin Deep. Semi-aniline dyed leather, available in the ES, has been penetrated with color all the way through. Because its surface is not as heavily coated with dye, such leather is able to retain its supple, natural feel. Only leather with the fewest natural imperfections is chosen for this process.

Standard Interior Amenities

Brown walnut interior trim ■ Steering-wheel-mounted audio and display controls ■ Power tilt-and-telescopic steering column ■ 10-way driver's and front passenger's power seats ■ Height-adjustable headrests for all seats including lumbar and two-way vertical height ■ Lexus Premium Sound System



with auxiliary iPod®/MP3/Windows Media® Audio (WMA) port ■ Dual-zone automatic climate control with smog sensor ■ Interior air filter ■ Exterior glass with UV reduction ■ Illuminated entry system with outside mirror-mounted puddle lamps

Available Interior Amenities

Semi-aniline leather-trimmed interior ■ Wood- and leather-trimmed steering wheel and shift knob ■ Heated and ventilated front seats ■ Driver's-seat power cushion extender ■ Lexus Memory System for driver's and front passenger's seats (except lumbar), outside mirrors and steering wheel ■ Mark Levinson® Premium Surround Sound Audio System² with 14 speakers

²See page 15 for more information.
Vehicle shown with optional equipment.

2007 LEXUS **ES 350** AFS



Vehicle shown with optional equipment.



Nocturnal Creature. A first for Lexus, the available Dual-swivel Adaptive Front Lighting System (AFS) helps the ES to provide optimal nighttime visibility by illuminating more of the road around a curve. To begin with, High-Intensity Discharge (HID) headlamps beam out whiter, brighter light than conventional halogen lamps. Then, depending on the steering angle and your rate of speed, one or both headlamps pivot—anywhere from five to 15 degrees—into the turn. Turn left, and the left beam swivels. Make a right turn, and the right beam swivels.

2007 LEXUS ES 350 Safety



Control Study. Traction Control (TRAC) helps control wheelspin on surfaces like mud, sand and ice. In a skid, Vehicle Stability Control (VSC)³ senses—and helps correct—a loss of traction in turns by applying brakes and throttle selectively to help keep you on your intended course. Both are part of a sophisticated arsenal of safety technology that makes for supremely confident driving. The ES also can help protect you with up to 10 airbags.¹² This includes a front-passenger's twin-chamber airbag¹² which, unlike a single-chamber airbag, deploys with a slight depression in its center. This is designed to help manage the forces applied to the passenger immediately after deployment. Another innovative safety feature is the available Pre-Collision System (PCS).¹³ Millimeter wave radar emits from the front of the ES. If it senses that a front collision is unavoidable, it automatically retracts the front seatbelts and primes Brake Assist.¹⁴

Standard Safety Features

Vehicle Stability Control (VSC)³ ■ Traction Control (TRAC) ■ Anti-lock Braking System (ABS) ■ Rigid chassis with front and rear crumple zones ■ Driver's and front passenger's advanced airbags (SRS)¹² with front passenger's twin-chamber airbag¹² ■ Driver's and front passenger's knee airbags (SRS)¹² ■ Front seat-mounted side airbags (SRS)¹² ■ Front and rear side curtain airbags (SRS)¹² ■ Three-point seatbelts with load limiters and pretensioners for front and rear outboard seats ■ Lexus Tire Pressure Monitor System⁴

Available Safety Features

Pre-Collision System (PCS)¹³ ■ Dual-swivel Adaptive Front Lighting System (AFS) ■ High-Intensity Discharge (HID) Headlamps ■ Backup camera¹¹ ■ Rear-seat side airbags (SRS)^{12,15}

3,4,11,12,13,14 See page 15 for more information. Vehicle shown with optional equipment.

2007 LEXUS ES 350 Options & Accessories



Kiss the Sky. The available panorama glass roof bears close inspection for engineering reasons as well as aesthetic. Note the seamless line between the glass panel and the roof—no molding is visible. The glass roof provides twin skylights for front and rear passengers. A beautiful detail in an already striking design element.

Option Packages

Navigation System/Mark Levinson Premium Audio System Package

Lexus voice-activated DVD Navigation System⁷ with backup camera¹¹ and Bluetooth[®] technology⁶ ■ Mark Levinson 14-speaker 300-watt at 01% THD⁹ Premium Surround Sound Audio System² with 7.1 architecture and in-dash, single-feed, six-disc DVD/CD auto-changer

Premium Package

Leather-trimmed interior ■ Rear-seat side airbags (SRS)^{12,15} ■ Bluetooth[®] technology⁶ ■ Lexus Memory System to control power driver's seat (except lumbar), outside mirrors and steering wheel ■ Remote keyless entry-linked memory ■ Electrochromic (auto-dimming) outside mirrors with tilt-down in reverse

2.6.79112.15 See page 15 for more information. Vehicle shown with optional equipment.



2007 LEXUS ES 350 Options & Accessories

Premium Plus Package

Leather-trimmed interior ■ Rear-seat side airbags (SRS)^{12,15} ■ Bluetooth® technology⁶ ■ Heated and ventilated front seats ■ Driver's-seat power cushion extender ■ Lexus Memory System to control power driver's and front passenger's seats (except lumbar), outside mirrors and steering wheel ■ Remote keyless entry-linked memory ■ Electrochromic (auto-dimming) outside mirrors with tilt-down in reverse ■ Rain-sensing intermittent windshield wipers with mist cycle

Ultra-Luxury Package

Semi-aniline leather-trimmed interior ■ Wood- and leather-trimmed steering wheel and shift knob ■ Lexus voice-activated DVD Navigation System⁷ with backup camera¹¹ and Bluetooth® technology⁶ ■ Heated and ventilated front seats ■ Driver's-seat power cushion extender ■ Lexus Memory System to control power driver's and front passenger's seats (except lumbar), outside mirrors and steering wheel ■ Rear-seat side airbags (SRS)¹² ■ Remote keyless entry-linked memory ■ Panorama glass roof ■ Power rear sunshade ■ High-Intensity Discharge (HID) headlamps ■ Dual-swivel Adaptive Front Lighting System (AFS) ■ Electrochromic (auto-dimming) outside mirrors with tilt-down in reverse ■ Rain-sensing intermittent windshield wipers with mist cycle ■ 17 x 7.0-in Graphite-polished alloy wheels⁸ ■ Full-size spare tire with 17-in alloy wheel⁹

Individual Options and Accessories


Lexus Pre-Collision System (PCS)¹³ and Dynamic Radar Cruise Control⁴ ■ Intuitive Parking Assist ■ Power rear sunshade ■ Heated and ventilated front seats ■ Wood- and leather-trimmed steering wheel and shift knob ■ High Intensity Discharge (HID) headlamps and Dual-swivel Adaptive Front Lighting System (AFS) ■ Lexus voice activated DVD Navigation System⁷ with backup camera¹¹ and Bluetooth® technology⁶ ■ Full-size spare tire with 17-in alloy wheel⁹ ■ E-Sport 17-in alloy wheels⁸ ■ Rear seat side airbags (SRS)^{12,15} ■ Rear spoiler ■ Body-side molding ■ XM® Satellite Radio capability¹⁰ ■ All-weather floor mats ■ Trunk mat ■ Cargo net ■ Car cover ■ Sunroof wind deflector ■ Wheel locks



2007 LEXUS ES 350 Specifications

BODY, DIMENSIONS

Type	Five-passenger luxury sedan
Construction	Welded-steel unibody
Overall Length	191.1 in (4,854 mm)
Width	71.7 in (1,821 mm)
Height	57.1 in (1,450 mm)
Wheelbase	109.3 in (2,776 mm)
Curb Weight	3,580 lb (1,623 kg)
Fuel-tank Capacity	18.5 gallons (70 L)
Trunk Capacity	14.7 cubic feet (416 L)
Headroom	37.4/36.8 in (950/934 mm) (front/rear) (w/moonroof) 37.8/37.0 in (960/939 mm) (front/rear) (w/panorama glass roof)
Legroom	42.2/35.9 in (1,071/911 mm) (front/rear)
Shoulder Room	57.3/56.3 in (1,455/1,430 mm) (front/rear)



CHASSIS

Vehicle Stability Control (VSC)³	Electronic system that monitors and helps control the loss of traction in a turn by using yaw-rate, deceleration, vehicle-speed and steering-wheel-angle sensors. Modulates engine power and applies individual brakes as necessary. Integrates Anti-lock Braking System (ABS), Brake Assist ¹⁴ and Traction Control (TRAC).
Suspension	Front: Independent, MacPherson struts with coil springs, gas-pressurized shock absorbers and stabilizer bar. Rear: Independent, dual-link MacPherson struts with coil springs, gas-pressurized shock absorbers and stabilizer bar.
Steering	Engine-speed-sensing, progressive power-assisted rack-and-pinion. 3.2 turns, lock to lock.
Brakes	Four-wheel power-assisted discs, with four-sensor, four channel Anti-lock Braking System (ABS), Electronic Brakeforce Distribution (EBD) and Brake Assist. ¹⁴ 11.6-in ventilated front, 11.0-in solid rear discs.
Wheels and Tires	17 x 7.0-in alloy wheels with 215/55R17 all-season or summer tires. ⁸ Available full-size spare tire ⁸ on alloy wheel. Optional wheels and tires: 17 x 7.0-in Graphite-polished alloy wheels with 215/55R17 all-season tires. ⁸

DRIVETRAIN

Transmission	Six-speed sequential-shift automatic Electronically Controlled Transmission with intelligence (ECT-i)
Drive Wheels	Front, with Vehicle Stability Control (VSC) ³
Final Drive Ratio	3.685:1

^{3,8,14} See page 15 for more information.

2007 LEXUS ES 350 Specifications (Continued)

ENGINE

Type	60° V6, aluminum block and heads, certified Ultra-Low Emission Vehicle (ULEV II)
Displacement	3.5 liters (210 cubic inches)
Valvetrain	Four cam, four valves per cylinder, with continuously Variable Valve Timing with intelligence (VVT-i) on intake and exhaust valves
Compression Ratio	10.8:1
Horsepower at RPM	272 hp @ 6,200 ¹
Torque at RPM	254 lb-ft @ 4,700 ¹

STANDARD SAFETY AND SECURITY FEATURES

Driver's and front passenger's advanced airbag system (SRS)¹² with front passenger's twin-chamber airbag¹² ■ Front seat-mounted side airbags (SRS)¹² ■ Driver's and front passenger's knee airbags (SRS)¹² ■ Front and rear side curtain airbags (SRS)¹² ■ Three-point seatbelts for all seating positions, pretensioners with force limiters for front and outboard rear seats ■ Automatic Locking Retractor/Emergency Locking Retractor (ALR/ELR) seatbelts for all passenger seating positions. Emergency Locking Retractor (ELR) only for driver's seat ■ Height-adjustable front shoulder belt anchors ■ Child Restraint Seat (CRS) tether anchor brackets for all rear seating positions ■ Four-wheel power-assisted disc brakes with front ventilated discs ■ Four-sensor, four-channel Anti-lock Braking System (ABS) ■ Vehicle Stability Control (VSC)³ ■ Traction Control (TRAC) ■ Brake Assist¹⁴ ■ Electronic Brakeforce Distribution (EBD) ■ Lexus four-sensor Tire Pressure Monitor System⁴ ■ Highly rigid body structure with front and rear crumple zones ■ Side-impact door beams ■ Reinforcements in pillars and doorsills ■ Impact-dissipating upper interior trim ■ Collapsible steering column ■ Collapsible brake and driver's footrest pedals ■ Daytime running lights ■ Integrated foglamps ■ Water-repellent front-door glass ■ Variable intermittent windshield wipers with mist cycle ■ Rear window defogger with auto-off timer ■ Power-adjustable outside mirrors with defoggers and puddle lamps ■ Vehicle theft-deterrent and engine immobilizer system ■ Emergency interior trunk release ■ First aid kit ■ Tool kit

PERFORMANCE

0-60 MPH Acceleration	6.8 seconds ^{1,16,17}
1/4-Mile Acceleration	15.0 seconds ^{1,16,17}
Top Track Speed (electronically limited)	137 mph ^{1,16,17}
Estimated Fuel Consumption (estimated)	21/30 mpg ¹⁸ (city/highway)
Aerodynamic Drag Coefficient	0.28
Turning Circle	36.7 ft

STANDARD LUXURY FEATURES

Brown walnut interior trim ■ Steering-wheel-mounted, audio and display controls ■ Power tilt-and-telescopic steering column ■ Liquid-crystal multi-information console display ■ Lexus eight-speaker Premium Sound System with Automatic Sound Levelizer (ASL) and in-dash, single-feed, six-disc CD auto-changer ■ MP3/Windows Media® Audio (WMA) compatibility (miniplug) ■ In-glass antenna with FM-diversity system ■ 10-way driver's and front passenger's (including lumbar) power seats ■ Height-adjustable headrests for all seats ■ Dual-zone automatic climate control with interior air filter, smog sensor and automatic recirculation mode ■ Power tilt-and-slide moonroof with one-touch open/close and sliding sunshade ■ Power windows with one-touch auto open/close feature ■ Exterior glass with UV reduction ■ Remote-linked window and moonroof opening ■ Retained accessory power for moonroof and windows ■ Electrochromic (auto-dimming) inside rearview mirror with compass ■ Power door locks ■ Cruise control ■ SmartAccess with push-button Start/Stop ■ Center console with storage bin and accessory power outlet ■ HomeLink® universal transceiver to operate compatible garage, gate, home lighting and home security systems ■ Illuminated entry system ■ Electroluminescent instrumentation ■ Interior electronic trunk-lid and fuel-filler door releases ■ Automatic on/off projector-beam headlamps with 30-second auto-off delay ■ Outside temperature gauge ■ Dual cupholders, front and rear ■ Carpeted floor mats

^{1,3,4,12,14,16,17,18} See page 15 for more information.

2007 LEXUS ES 350 Colors

EXTERIOR COLORS




ROYAL RUBY METALLIC
Cashmere, Light Gray or Black
Leather, or Black Fabric



AQUAMARINE PEARL
Cashmere, Light Gray or Black
Leather, or Black Fabric



BLACK SAPPHIRE PEARL
Cashmere or Light Gray Leather



TUNGSTEN PEARL
Light Gray or Black Leather,
or Black Fabric



AMBER PEARL
Light Gray or Black Leather,
or Black Fabric




SMOKY GRANITE MICA
Light Gray or Black Leather,
or Black Fabric



GOLDEN ALMOND METALLIC
Cashmere Leather



MOON SHELL MICA
Light Gray or Black Leather,
or Black Fabric




STARFIRE PEARL
Cashmere, Light Gray or Black
Leather, or Black Fabric




OBSIDIAN
Cashmere, Light Gray or Black
Leather, or Black Fabric


INTERIOR COLORS



Cashmere Leather with
Brown Walnut



Light Gray Leather with
Brown Walnut



Black Leather with
Brown Walnut

Black Fabric standard on interior trim. Perforated leather seats optional. Semi-aniline leather available with Ultra-Luxury Package.

2007 LEXUS ES 350 Warranty

WARRANTY

Four-year/50,000-mile Lexus Limited Warranty. Six-year/70,000-mile Powertrain Warranty. Six-year/unlimited-mileage Corrosion Perforation Warranty. All warranties with zero deductible. See the *ES Warranty and Services Guide* at your Lexus dealer for details.

FOOTNOTES & DISCLAIMERS

1. Ratings achieved using the required premium unleaded gasoline with an octane rating of 91 or higher. If premium fuel is not used, performance will decrease. **2.** Mark Levinson is a registered trademark of Harman International Industries, Inc. **3.** Vehicle Stability Control (VSC) is an electronic system designed to help the driver maintain vehicle control under adverse conditions. It is not a substitute for safe driving practices. Factors including speed, road conditions and driver steering input can all affect whether VSC will be effective in preventing a loss of control. Please see your *Owner's Manual* for further details. **4.** The Lexus Tire Pressure Monitor alerts the driver when tire pressure is critically low. For optimal tire wear and performance, tire pressure should be checked regularly with a gauge; do not rely solely on the monitor system. See your *Owner's Manual* for details. **5.** Dynamic Radar Cruise Control was designed to assist the driver and is not a substitute for safe and attentive driving practices. Please see your *Owner's Manual* for important cautions and instructions. **6.** Lexus recommends the Bluetooth®-compatible phones listed on its Web site at www.Lexus.letstalk.com because they have been tested and meet our high standards for voice quality and functionality. This recommendation is not a warranty and some problems may occur with any type of phone based on the service coverage available in your area. **7.** The Lexus DVD Navigation System is designed to assist in locating an address or point of interest. Discrepancies may be encountered between the system and your actual location. Changes in street names, road closures, traffic flow or other road system changes may affect the accuracy of the mapping software. Rely upon your common sense to decide whether to follow a specified route. Detailed coverage not available in every city. Optional periodic geographic updates available at an additional cost. See your *Navigation System Owner's Manual* and your Lexus dealer for details. **8.** 17-in tires are expected to experience greater tire wear than conventional tires. Tire life may be substantially less than 20,000 miles, depending on driving conditions. **9.** Continuous average power, all channels driven, at 01% THD; 20-20,000 Hz. **10.** Satellite Radio requires XM compatibility, receiver and monthly service fee. See your Lexus dealer for further details. Reception of the satellite signal may vary depending on location. All fees and programming subject to change. Subscriptions subject to the terms and conditions available at www.xmradio.com. Available only in the 48 contiguous United States. **11.** The backup camera, available only with the navigation system, does not provide a comprehensive view of the rear area of the vehicle. You should also look around the outside your vehicle and use your mirrors to confirm rearward clearance. Cold weather will limit effectiveness and view may become cloudy. **12.** The Lexus driver's and front passenger's airbags, front seat-mounted side airbags, driver's and front passenger's knee airbags, rear-seat side airbags and side curtain airbags are Supplemental Restraint Systems (SRS). The driver's and front passenger's airbags and driver's and front passenger's knee airbags are designed to deploy in severe (usually frontal) collisions where the magnitude and duration of the forward deceleration of the vehicle exceed the design threshold level. The side airbags and side curtain airbags are designed to deploy in certain types of severe side-impact collisions. In all other accidents, the airbags will not deploy. To decrease the risk of injury from a deploying airbag, always wear your seat belt, sit upright in the middle of the seat, and do not lean against the door. Do not put objects in front of an airbag or around the seatback. Do not use a rearward-facing child seat in any front passenger seat. The force of a deploying airbag SRS may cause serious injury or death. Please see your *Owner's Manual* for further instructions. Vehicle complies with "advanced airbag" requirements of FMVSS 208. **13.** The Lexus Pre-Collision System is designed to help reduce the crash speed and damage in certain frontal collisions only. It is not a collision avoidance system and is not a substitute for safe and attentive driving. System effectiveness depends on many factors, such as speed, driver input and road conditions. Please see your *Owner's Manual* for further information. **14.** Brake Assist is designed to help the driver take full advantage of the benefits of ABS. It is not a substitute for safe driving practices. Braking effectiveness also depends on proper brake-system maintenance and tire and road conditions. **15.** Available May 2006 with the Premium and Premium Plus Packages. **16.** Performance figures are for comparison only and were obtained with prototype vehicles by professional drivers using special safety equipment and procedures. Do not attempt. **17.** Preliminary manufacturer's estimates. **18.** 2007 ES preliminary mileage estimates determined by Lexus. EPA mileage estimates not available at time of posting. Actual mileage may vary.

Specifications, features, equipment, technical data, performance figures, options, and color and trim are based upon information available at time of posting, are subject to change without notice, are for mainland U.S.A. vehicles and may differ in the state of Hawaii, Puerto Rico, the U.S. Virgin Islands and in other regions. Some vehicles shown with optional equipment. Optional equipment listed may not be available separately or in all regions. See your Lexus dealer for details. Lexus reminds you to wear seatbelts, secure children in rear seat, obey all traffic laws and drive responsibly.

For more information, call 800-USA-LEXUS (872-5398). To learn more about your financing options, contact your Lexus dealer or call Lexus Financial Services at 800-874-7050.

All photographs appearing in this e-brochure are the copyrighted property of the photographers contracted by or on behalf of Lexus and may not be reproduced in any way whatsoever without prior written permission from both Lexus and the applicable photographer(s) or their authorized agent(s). © 2006 Lexus.

